



Participants will be given mystery produce and puzzle pieces in paper bags, which they must describe to other participants to help them guess what is in their bag. After all produce has been identified, each person must try to find another fruit/vegetable "relative" that is in someone else's bag in the group that belongs to the same family as their produce. Puzzle-piece cards in their bags will help them in their search.

### WHAT TO DO AHEAD OF TIME?

- Trim puzzle piece cards
- Obtain fruits/vegetables needed for this activity, placing each, along with the appropriate puzzle piece, in a paper bag before participants arrive.

### WHAT IS NEEDED?

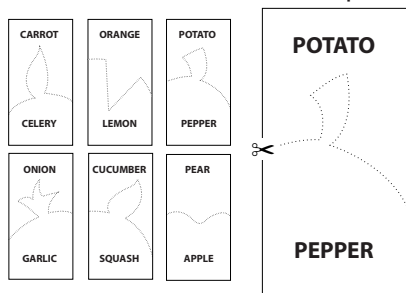
- 12 paper bags
- Obtain fruits/vegetables (cucumber, squash, orange, lemon, potato, pepper, carrot, celery)
- 12 enthusiastic participants!

### HOW MUCH TIME IS NEEDED?

15-30 minutes

## INSTRUCTIONS

Trim the 6 puzzle piece cards, and cut along the dotted line to create 12 pieces.



Place each piece of produce into a paper bag, along with its corresponding puzzle piece and close the bag.



- Give each participant a bag with a hidden piece of produce and a puzzle piece.
- Facilitator instructs participants to peek in the bag, and each takes a turn describing their fruit/vegetable to other participants. They can use color, size, shape, taste, smell, skin thickness or texture.
- Other participants try to guess what mystery produce is in each bag.
- Once the fruits/vegetables in each bag have been identified, participants are asked to find the one other fruit/vegetable that is in someone else's bag that is related to the produce in their bag.
- To do this, they try to use the characteristics of the produce to find the other member of their plant family.
- Once each person has identified what they think is their "relative", they remove the puzzle piece out of their bag to see if they match. Sometimes more than one person may identify the same piece of produce as their match.
- Pass around the fruit/vegetable family tree (link available below) so participants can see other members in their family.

Create puzzle pieces using your own choice of fruits and vegetables (i.e., radish + brussell sprout, artichoke + lettuce)

To find out which fruits and vegetables are related, please visit [http://ucbiotech.org/dnafordinner/lesson1/handout\\_1.2/index.html](http://ucbiotech.org/dnafordinner/lesson1/handout_1.2/index.html)

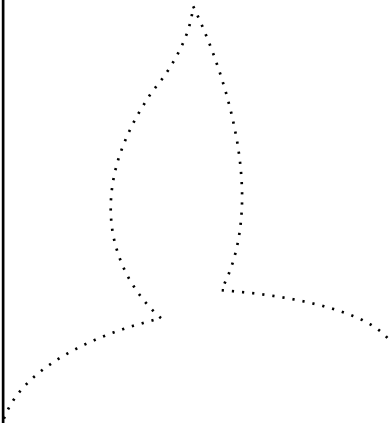
For more information & additional resources, please visit

<http://ucbiotech.org>



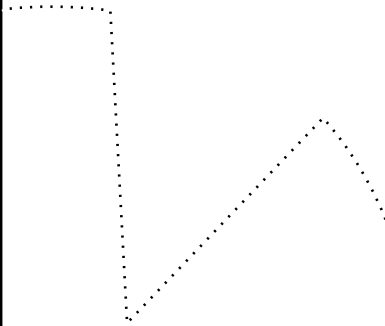
# PUZZLE PIECES

**CARROT**



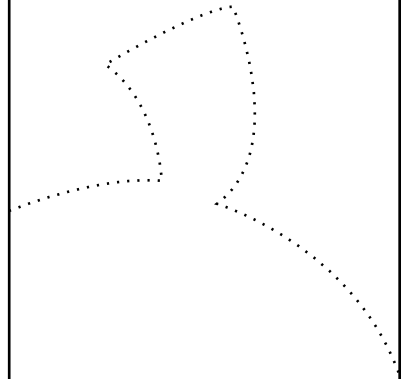
**CELERY**

**ORANGE**




**LEMON**

**POTATO**



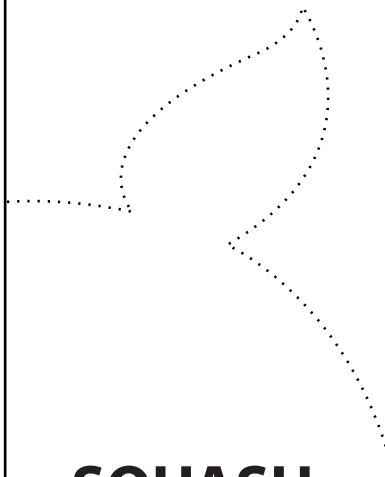
**PEPPER**

**ONION**



**GARLIC**

**CUCUMBER**



**SQUASH**

**PEAR**



**APPLE**



# BLANK PUZZLE PIECES

Create puzzle pieces using your own choice of fruits and vegetables!

Type in the name of the fruit/vegetable in the fields below.

To find out which fruits and vegetables are related, please visit

[http://ucbiotech.org/dnafordinner/lesson1/handout\\_1.2/index.html](http://ucbiotech.org/dnafordinner/lesson1/handout_1.2/index.html)

